

使用智方便 生活新體驗
iAM Smart *Safe and Swift*



What is “iAM Smart” & “iAM Smart” Sandbox Programme



Agenda



- ➔ What is “iAM Smart” & “iAM Smart” Sandbox Programme
- ➔ “iAM Smart” Sandbox Programme services
- ➔ “iAM Smart” functions
- ➔ Registration of “iAM Smart”
- ➔ Security design



Disclaimer

The video is intended for preliminary introduction. It shall not be followed as the technical instruction. “iAM Smart” Sandbox Programme would not guarantee the correctness and timeliness of data which could be possibly affected by the modification of development. Development team shall follow the guidelines and policies or enquire to related professionals if any safety apprehension.



智 方 便
iAM Smart

What is “iAM Smart”

“iAM Smart” **mobile app** provides the **one-stop personalised digital services platform**, which enables users to **authenticate their identity using their personal mobile phone as a token**.

“iAM Smart” : **internet Access by Mobile in a Smart way**”



智 方 便
iAM Smart





智方便
iAM Smart

SANDBOX
Programme

What is “iAM Smart” Sandbox Programme

Digital Policy Office (“DPO”) collaborates with Cyberport to implement the **“iAM Smart” Sandbox Programme (Sandbox)** for public and private organisations to **access simulated API** and **integrated testing environments** to build proof-of-concepts using “iAM Smart”.



智方便
iAM Smart

How to apply? Online Service Provider complete registration form and submit email to iamsmart@cyberport.hk



智方便
iAM Smart

SANDBOX
Programme

“iAM Smart” Sandbox Programme Services



Documentations

Detailed API Specification and User Guide enabling a comprehensive understanding of the potential use of “iAM Smart”



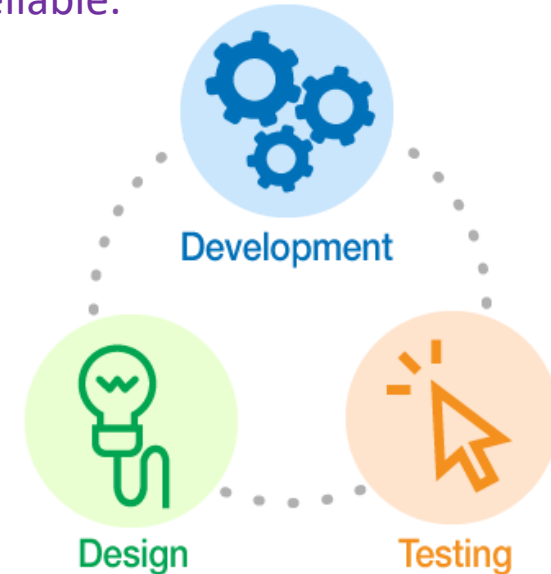
Integrated Test Environment

An end-to-end integration testing platform providing realistic testing environment to ensure launch is seamless and reliable.



Helpdesk

Efficient and relevant technical support helping to resolve issues and compress time needed for developmental stage.



智方便
iAM Smart



智方便
iAM Smart

"iAM Smart" Functions

01



Authentication

To have a single digital identity that enables simple and secure login to various online services

02



"e-ME" Form Filling

To store personalised data and enjoy the convenience by form-filling automatically

03



Digital Signing

To sign digitally for documents with legal status






智方便
iAM Smart

Two Versions of “iAM Smart”



Login / access
to online services



Personalised services

1. Form filing with e-ME
2. Notification



Digital signing

“iAM Smart” “iAM Smart+”

Online registration from **anywhere**



digital certificate
for digital signing
under ETO



智方便
iAM Smart



智 方 便
iAM Smart

“iAM Smart+” Online Registration

Start registration in “iAM Smart” app




1

Take a front-facing photo of new smart HKID card



2

Place the HKID card on the NFC sensor of mobile phone



3

Facial identification

Checking with Immigration Department Record



Complete registration



4

Set up password & email address




智 方 便
iAM Smart



智 方 便
iAM Smart

Registration via Counters / Mobile Registration Teams

1



Download and install
iAM Smart mobile app

2



- Scan QR Code with mobile app and insert HKIC to read card chip
- Face Verification by Counter Staff against photo on HKIC

Checking with Government
Records



3

HKIC record

ID No.:
Name:
Date of Birth:
Gender:
Date of Issue:

Residential status,
deceased

Checked




智 方 便
iAM Smart



智方便
iAM Smart

Registration via Self-service Kiosk

1



Download and install
"iAM Smart" mobile app

2



Scan QR Code with mobile app
and insert HKIC to read card chip

3



Take selfie photo
(with passive liveness detection)

Checking with Government
Records

4

HKIC record

ID No.:
Name:
Date of Birth:
Gender:
Date of Issue:

Residential status,
deceased

Facial digital profile

Checked

* The selfies of residents taken during registration will be deleted immediately after verification of user's identity.









智方便
iAM Smart



智方便
iAM Smart

Registration locations

Registration Channels	Locations
Mobile App 	Remote, anywhere, anytime
Self-service Kiosks 	
Counters Mobile Registration Teams 	<div> Counters in Post Offices</div> <div> Mobile Registration Teams (Transport Department Licensing Offices, etc.)</div>



智方便
iAM Smart

12



Persons with age 18 and above can do registration himself/herself.

Children with age 11-17 shall be accompanied by his/her parent/guardian to register.



智方便
iAM Smart

“iAM Smart” Authentication

1st Factor



1 mobile for
1 "iAM Smart"

2nd Factor



Mobile built-in biometric
authentication



Online Service



- ✓ Simple and secure login / access to online services via mobile phone
- ✓ Needless to manage different account names and passwords



智方便
iAM Smart



智方便
iAM Smart

Security by Design – Built in

API interface security including data level encryption, replay attack protection and API signature verification



Biometric Authentication to be used in “iAM Smart” App

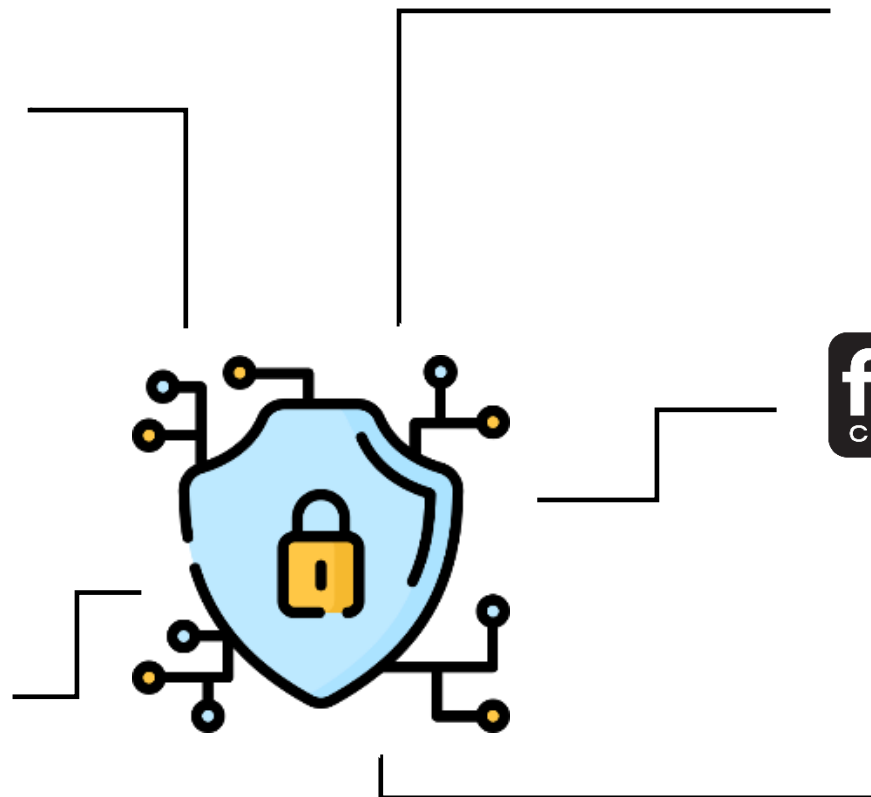
- FaceID or TouchID in iOS
- Fingerprint in Android



Reference **OAuth 2.0 framework** on system design



Adopt **FIDO UAF** to support a passwordless authentication option and was released as an open standard by the FIDO Alliance



Mobile device **ROOT or Jailbreak detection**



智方便
iAM Smart